

Healthy Ways To Happy Smiles

09.03.001

A 24 page A4 landscape flipchart covering Gum Disease, Tooth Decay, Plaque Removal and Dietary Advice. Each page can be written or drawn on using non-permanent marker pens, which can easily be wiped clean.



Cross Section Tooth Model

09.07.008

This foam cross section tooth model shows students what is beneath the surface of their own teeth. The model is labelled on one side with the main parts of a tooth, the other half is labelled with letters for assessment. Measures 12.5 cm high



Toothbrush (large)

09.07.006

This 18" toothbrush compliments larger models or can be used on its own in group discussions.



Teeth (large)

09.07.003

This set of large teeth is enlarged approximately three times, ideal for use with large toothbrush to demonstrate how to brush one's teeth. Order large toothbrush separately.



Teeth: Set Of Three Molars

09.07.001

This set of three molars (seven times enlarged) is designed to show the consequences of neglecting dental hygiene. ~ Normal molar tooth. ~ Molar tooth with caries. ~ Molar tooth with removable filling.



Tooth: Molar With Caries

09.07.005

This tooth is approximately eight times life-size. The model is mounted on a stand. Separates into two parts.

Just Five Minutes A Day

09.11.011

This video show you the correct brushing and flossing technique.

Merlin Of The Toothless Knights

09.11.008

This animated video shows the story of the court of King Arthur showing the knights eating sweet foods resulting in decayed teeth. The local maidens prefer to be dragged off by dragons with fine strong teeth than by knights with rotten ones! Merlin comes to their rescue by means of a magic spell and the invention of a toothbrush & toothpaste.

Toothbrushing With Charlie Brown

09.11.005

This video is an animated cartoon featuring Charlie Brown and explains how to clean teeth correctly. A humorous, educational approach. Also available on DVD

Your Children's Teeth

09.11.003

This short video covers the following issues; sugar and its effect on teeth; hidden sugars in food and drink; advice on alternative food and drinks low in sugar or containing no sugar; cleaning teeth and dental issues.



Choosing Better Oral Health

09.13.011

This action plan sets out to inform and provide support for dental practices as they focus more on preventative care under new contractual arrangements which will be in place from 1 April 2006. Designed to improve oral health both nationally and locally, this plan also sets out to assist and support Primary Care Trusts (PCTs) in meeting their new responsibilities for dental services under the Health and Social Care (Community Health and Standards) Act 2003. This legislation extends their remit to assessing local oral health needs and commissioning the appropriate services to tackle long standing oral health inequalities. For the first time since the foundation of the NHS, primary care dentists will be given the opportunity to focus on prevention and health promotion, as well as treatment within their contracts with the NHS.




Emma Goes To The Dentist

09.13.001

Gunilla Wolde

This illustrated book tells the story of Emma visiting the Dentist what happens when Emma has a filling.



My Day At The Dentist

09.13.006

This illustrated book explains about a little boys busy day and his visit to the Dentist.



Oral Health Promotion

09.13.010

This book is designed to provide health professionals such as community dental staff, health promotion specialists and community dieticians with guidance on effective ways of promoting the oral health of under fives in early years settings. Topics covered include: Needs assessment Policy development Evaluation Research methods



Plaque, The Unseen Enemy

09.13.007

H. Colin Davis

A book containing colour photographs showing a clean mouth, plaque and the effects of poor oral hygiene.



Practical Dental Health Education

09.13.008

Peter Wilson, Senior Dental Officer

A book crammed with practical suggestions for getting dental health messages across. Includes games, experiments, charts and posters, poems, songs, puppet shows, information sheets etc.,



Teeth

09.13.002

Susan Baker

This illustrated book shows various ways of

looking after our teeth.



Teeth (starters)

09.13.004

Elizabeth Wray, Loveday Harmer, Lynda Snowden & Jay West

This illustrated book explains about teeth, our teeth and the teeth of different animals.



The Scientific Basis Of Oral Health Education

09.13.009

R S Levine and C R Stillman-Lowe

The aim of the book is to provide a sound basis for giving information and advice on the main aspects of oral health. It gives a brief overview of the main oral diseases and some other oral conditions, together with 4 key messages. These key messages are a consensus of expert opinion and should form the basis of all oral health advice given to the public. The book introduces a simple system for indicating the level of scientific evidence supporting the key statements. As well as for members of the dental team, the book will be essential for dental undergraduate and postgraduate teaching and for those involved in general healthcare, such as medical practitioners, school nurses, health visitors, midwives, dieticians and pharmacists. The publication will also be of value in the wider community, such as for teachers, childcare workers and peer educators.




Tooth Decay In Five-year-old Children In South East England

09.13.005

Kate Jones; Christopher Allen; Alison Hill

This report was written to inform the commissioning of locally sensitive dental services by Primary Care Trusts (PCT) in the south East region. Levels of tooth decay in five-year-old children in the region at PCT and Strategic Health Authority (SHA) level are described together with evidence for the effectiveness of interventions used to promote oral health and prevent oral disease. The report forms part of the dental collection of the South East Public Health Observatory (SEPHO). The report is based on 2001/02 data collected by the community dental services in the South East region of England as part of the national surveys co-ordinated by the British Association for the Study of Community Dentistry.



Tooth Fairy

09.13.003

Audrey Wood

This illustrated book tells the story of when Matthew loses tooth, Jessica decides to take advantage of the Tooth Fairy's visit.....



Action Pack
09.15.008

This folder is designed for day-to-day use to help educate people on oral healthcare and provide practical information on an effective oral hygiene routine. The action pack includes factsheets, handouts and information cards.



Bda 3d Mouth Worksheets
09.15.009

BDAsfeedback@bda.org

This teaching pack contains five laminates to help with the teaching of dental care and health. Laminates contain the following:
~Questions on the dissected tooth~Questions on the child's mouth~Questions on adult teeth~Multiple choice questions~Answer sheet and instructions for teachers.



Bright Bites
09.15.005

This teaching pack includes an interactive CD-ROM, a major component of 'Bright Bites', is designed around a central character called Charlie. Charlie takes users on a tour of his home, exploring different rooms in his house to introduce the three main sections of the Science Unit:~ The Bathroom - to learn about teeth and oral hygiene~ The Kitchen - to learn about diet~ The Garden - to learn about animals' diet and teeth Each section includes a range of easily navigable objects leading to specific information in the form of text, pictures or video clips. Each section also has a game, relevant to the topic. In addition, twelve activity sheets (four for each section) are included. These include class activity suggestions involving experiments and data collection. The 'Teaching Guide' also provides detailed information and instructions for using all the 'Bright Bites' resources included the CD-ROM.



Dental Health In The Primary School Curriculum
09.15.010

Sarah Benwell

A guide to the classroom activities and support that are available from the Oral Health Promotion Team, Community Dental Service, and Background Information on Dental Health for Teachers.




Dental Health Teaching Pack
09.15.001

This teaching pack contains materials to help with the teaching of dental care and health. Contains the following:~ Colour chart showing development, care and structure of teeth~ Set of 10 plastic replicas of the different types of human teeth~ Disclosing tablets to display plaque on teeth~ Set of projection slides (33) ~ Teaching Note




Looking After Your Teeth & Gums
09.15.002

A Stand-up (A4) Flipover resources consisting on colour photographs and diagrams on dental hygiene, the causes of tooth decay and procedures to keep you mouth free from dental disease.



Nursing Care Or Nursing Caries
09.15.003

This teaching pack focuses on oral health in babies and young children. It contains up-to-date information, relevant to all members of the primary health care team working closely with pre-school children and their parents: particularly, midwives, health visitors, practice nurses and nursery nurses.



Smiling For Life
09.15.006

This pack contains nutrition and oral health guidelines for child carers, activity sheets for children and a poster. It aims to: ~ raise awareness of oral health issues in pre-school ~ encourage carers to incorporate nutrition and oral health issues in pre-schools ~ promote partnerships with parents to improve children's eating habits.



To Be A Star
09.15.007

An enchanting storybook which encourages good practice in oral hygiene and two A3 posters. Introducing the importance of early dental care.

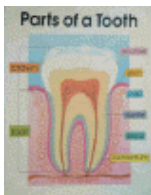


McEaver Beaver: 5 Steps For Healthy Teeth

09.16.004

information about teeth and can be used as a teaching aid and/or a source of reference. Approximate size 66 x 51cm.

This colourful laminated poster show McEaver Beaver's five steps for healthy teeth. Approximately 45 x 60cm. 1. Brush regularly. 2. Use fluoride toothpaste.3. Get regular check ups. 4. Cut down on sugary snacks and drinks.5. Eat healthy snacks.



Parts Of A Tooth

09.16.006

This laminated poster clearly shows the different aspects of a tooth; crown; root; enamel; gum; pulp; dentine; cementum; bone. Approximate size 550mm x 425mm.



The Structure Of A Normal Tooth

09.16.002

This laminated poster clearly illustrates the structure of a normal tooth. Approximate size 49 x 70cm.



The Teeth

09.16.001

This laminated poster contains useful

